



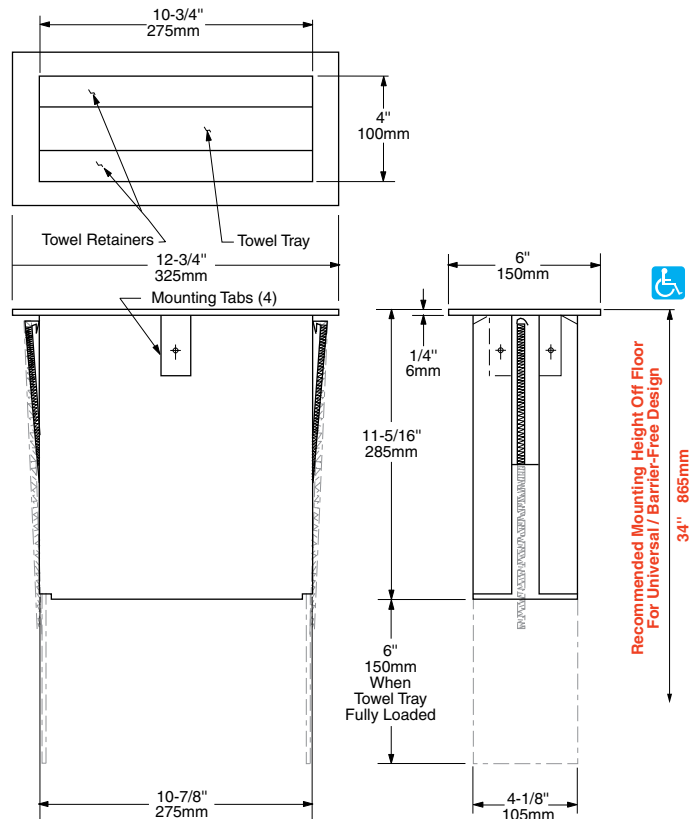
Technical Data

# TrimLineSeries™ COUNTERTOP PAPER TOWEL DISPENSER

# B-526



**Rough Countertop Cutout**  
 12-1/4" (310mm) wide  
 4-1/2" (115mm) high  
 3/4" to 1-1/2" (19 to 38mm) mounting thickness  
 17" (430mm) minimum clearance below mounting surface



## MATERIALS:

**Flange** — 18-8 S, type-304, 22-gauge (0.8mm) satin finish stainless steel. 1/4" (6mm) 90° return for maximum rigidity.

**Paper Towel Dispenser** — 18-8 S, type-304, 22-gauge (0.8mm) satin finish stainless steel. All-welded construction. Equipped with two hinged towel retainers and a spring-loaded towel tray. Capacity: 300 C-fold or multifold paper towels.

## OPERATION:

Paper towel dispenser accommodates C-fold and multifold paper towels without adjustment or adapters. Patented *push-through* design allows loading from the top by pushing towels downward into dispenser through the two hinged towel retainers.

*Designer's Notes:* Housing below countertop to conceal paper towel dispenser is not included with unit — must be furnished by others. Paper towel dispenser may be mounted in vertical surfaces of countertop also, including aprons, skirts, or front of cabinets.

## INSTALLATION:

Unit is designed for installation in countertop. Mount unit through a cutout specially ordered from countertop manufacturer or field cut. Dimensions of cutout are to be 12-1/4" wide x 4-1/2" high (310 x 115mm). Adjustable mounting tabs accommodate mounting thicknesses from 3/4" to 1-1/2" (19 to 38mm). For complete installation instructions, see Form No. 526-69, packed with each shipment; also available in advance on request.

**NOTE:** 17" (430mm) minimum clearance below mounting surface is required to allow for full extension of fully loaded towel tray.

## SPECIFICATION:

Paper towel dispenser for mounting in countertops shall be type-304 stainless steel with all-welded construction; exposed surfaces shall have satin finish. Flange shall have 1/4" (6mm) 90° return. Paper towel dispenser shall be equipped with two hinged towel retainers and spring-loaded towel tray; capacity shall be 300 C-fold or multifold paper towels. Manufacturer's service and parts manual shall be provided to the building owner/manager upon request.

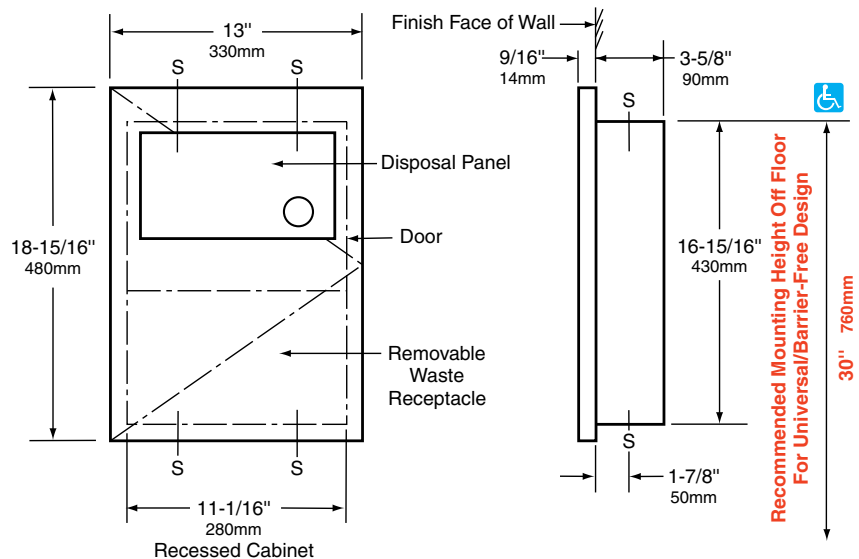
**Countertop-Mounted Paper Towel Dispenser shall be Model B-526 of Bobrick Washroom Equipment, Inc., Clifton Park, New York; Jackson, Tennessee; and Los Angeles, California; Bobrick Washroom Equipment Company, Scarborough, Ontario; Bobrick Washroom Equipment Pty. Ltd., Australia; and Bobrick Washroom Equipment Limited, United Kingdom.**



**Technical Data**

# RECESSED SANITARY NAPKIN DISPOSAL

# B-35303



**Rough Wall Opening**  
 11-1/2" (290mm) wide  
 17-1/4" (440mm) high  
 3-3/4" (95mm) minimum  
 recessed depth

### MATERIALS:

**Cabinet** — 18-8 S, type-304, stainless steel. All-welded construction.

**Door** — 18-8 S, type-304, 18-gauge (1.2mm) stainless steel with satin finish. 9/16" (14mm) 90° return for maximum rigidity. Secured to cabinet with a concealed, full-length stainless steel piano-hinge.

**Disposal Panel** — 18-8 S, type-304, 22-gauge (0.8mm) stainless steel with satin finish. Secured to door with a concealed, full-length stainless steel piano-hinge. Self-closing panel has international graphic symbol identifying napkin disposal.

**Waste Receptacle** — Leak-proof rigid molded polyethylene. Removable for servicing. Capacity: 1.2-gal. (4.6-L).

### OPERATION:

Unit is equipped with self-closing panel covering disposal opening. Napkin disposal is emptied by opening door and removing waste receptacle. Disposable paper liners for napkin receptacle are available as optional accessory: order Bobrick Part No. 353-12.

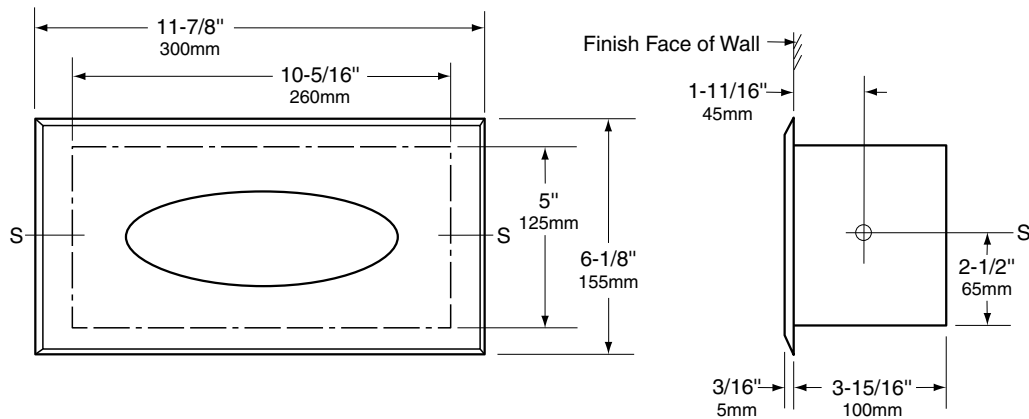
### INSTALLATION:

Provide framed rough wall opening 11-1/2" wide x 17-1/4" high (290 x 440mm). Minimum recessed depth required to finish face of wall is 3-3/4" (95mm). Allow for construction features that may protrude into rough wall opening from opposite wall. Coordinate with mechanical engineer to avoid pipes, vents, and conduits. If unit projects above top of wainscot, provide aluminum channel or other filler to eliminate gap between flange and finish face of wall. Mount unit in wall opening with shims between framing and cabinet at all points indicated by an S, then secure unit with #8 x 1-1/4" (4.2 x 32mm) sheet-metal screws (not furnished).

### SPECIFICATION:

Recessed sanitary napkin disposal shall be type-304 stainless steel with all-welded construction; exposed surfaces shall have satin finish. Door shall have 9/16" (14mm) 90° return and be equipped with a concealed, full-length stainless steel piano-hinge. Napkin disposal shall have self-closing stainless steel panel covering receptacle opening. Panel shall be equipped with full-length stainless steel piano-hinge and international graphic symbol identifying napkin disposal. Unit shall be furnished with a removable, leakproof, molded polyethylene receptacle. Receptacle shall have a capacity of 1.2-gal. (4.6-L). Manufacturer's service and parts manual shall be provided to the building owner/manager upon request.

**Recessed Sanitary Napkin Disposal shall be Model B-35303 of Bobrick Washroom Equipment, Inc., Clifton Park, New York; Jackson, Tennessee; Los Angeles, California; Bobrick Washroom Equipment Company, Scarborough, Ontario; Bobrick Washroom Equipment Pty. Ltd., Australia; and Bobrick Washroom Equipment Limited, United Kingdom.**



**Rough Wall Opening**  
 10-3/4" (275mm) wide  
 5-1/4" (135mm) high  
 4" (102mm) minimum  
 recessed depth

**MATERIALS:**

**Cabinet** — Heavy-gauge galvanized steel. Capacity: one box of 300 two-ply facial tissues.

**Faceplate** — 18-8 S, type-304, 22-gauge (0.8) stainless steel with satin finish. Faceplate snaps off for filling.

**INSTALLATION:**

Provide framed rough wall opening 10-3/4" wide x 5-1/4" high (275 x 135mm). Minimum recessed depth required from finish face of wall is 4" (102mm). Allow clearance for construction features that may protrude into opening from opposite wall. Coordinate with mechanical engineer to avoid pipes, vents, and conduits. Mount unit with shims between framing and cabinet at all points indicated by an S, then secure unit with sheet-metal screws furnished by manufacturer.

**SPECIFICATION:**

Recessed facial tissue dispenser shall have type-304 stainless steel faceplate with satin finish. Unit shall have a capacity of 300 two-ply facial tissues.

**Recessed Facial Tissue Dispenser shall be Model 355 of Gamco Commercial Restroom Accessories, A Division of Bobrick, Durant, OK**